
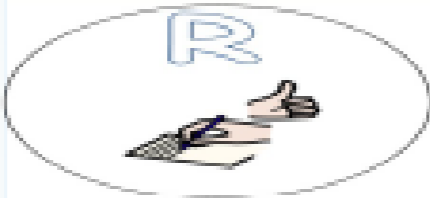






1A: Explain Words	1B: Retrieval	1C: Sequence	1D: Inference	1E: Predict	KS1 6D: Comparisons
					
<ul style="list-style-type: none"> <li>• Clarifying Sheet (Match to definition)</li> <li>• Create a word wall for an unfamiliar word</li> <li>• Vocabulary ranking</li> <li>• Vocabulary sorting</li> <li>• Matching synonyms</li> <li>•</li> </ul>	<ul style="list-style-type: none"> <li>• Choose one character from the story. Find three things the author says about this character.</li> <li>• Over what period of time does your story take place? 1 day, 1 week, 1 month, or possibly years? Draw a timeline to show the events in your story. Did the events take place in the order in which we're told them?</li> <li>• Write your own questions</li> <li>• Create a true/false quiz about the book. Try the quiz out on a friend.</li> <li>• Retrieval Grid-Speed Retrieval</li> <li>• Record character facts/Fact file</li> <li>• True/False retrieval</li> <li>• Read information and draw the image to match (i.e. Read character description and draw the character).</li> </ul>	<ul style="list-style-type: none"> <li>• Sequence events/pictures from the story.</li> <li>• Write a fact file about the main ideas from this book.</li> <li>• Write a blurb for this book.</li> <li>• Create a story map/Story board that only has the main events</li> <li>• Use a visualisation grid to summarise each chapter</li> <li>• Sort statements into important/not important</li> <li>• Order/Number the events in the right order</li> <li>• Retell the story to your partner. Use key time conjunctions such as first, next, after, then and finally.</li> </ul>	<ul style="list-style-type: none"> <li>• Imagine you are one of the characters from the book. Write a diary entry about an event from the book from that character's point of view.</li> <li>• How do you think a character was feeling at a key point in the story? Write their thoughts in a thought bubble?</li> <li>• Use a zone of relevance and justify your choices with evidence from the text.</li> <li>• Guess the 'hidden sentence' when you are reading between the lines.</li> <li>• Inference Grid</li> <li>• Quote from the text and questions raised</li> <li>• Character target</li> <li>• What character said/thinks</li> <li>• Agree/Disagree statement</li> <li>• Record inferences on a picture</li> <li>• Hot-seating (Pretend you are one of the characters in your book. With a partner, take turns asking questions and being in role. How did you know how to answer the questions?)</li> </ul>	<ul style="list-style-type: none"> <li>• After finishing your book, think what would happen if there were an extra chapter; summarise what would happen in this chapter.</li> <li>• Think of what might have happened before the story took place. Write this in your own words.</li> <li>• Choose a character from the book and say what you think would have happened if they had behaved/reacted differently.</li> <li>• Choose a key moment from the story and change the event – what would have happened next?</li> <li>• Has this book changed your mind about anything? Was there something that you thought was true/was going to happen but you've found out is false?</li> <li>• Before finishing the story, what do you think is going to happen?</li> <li>• Prediction tell me grid</li> <li>• Prediction 'I wonder' questions</li> <li>• Prediction grid</li> </ul>	<ul style="list-style-type: none"> <li>• Sort books into hoops that are the same or different and explain why you think this.</li> <li>• Tell Me Grid</li> <li>• Complete a venn diagram comparing two texts</li> <li>• Write a book review and explain what the book reminds you of</li> <li>•</li> </ul>